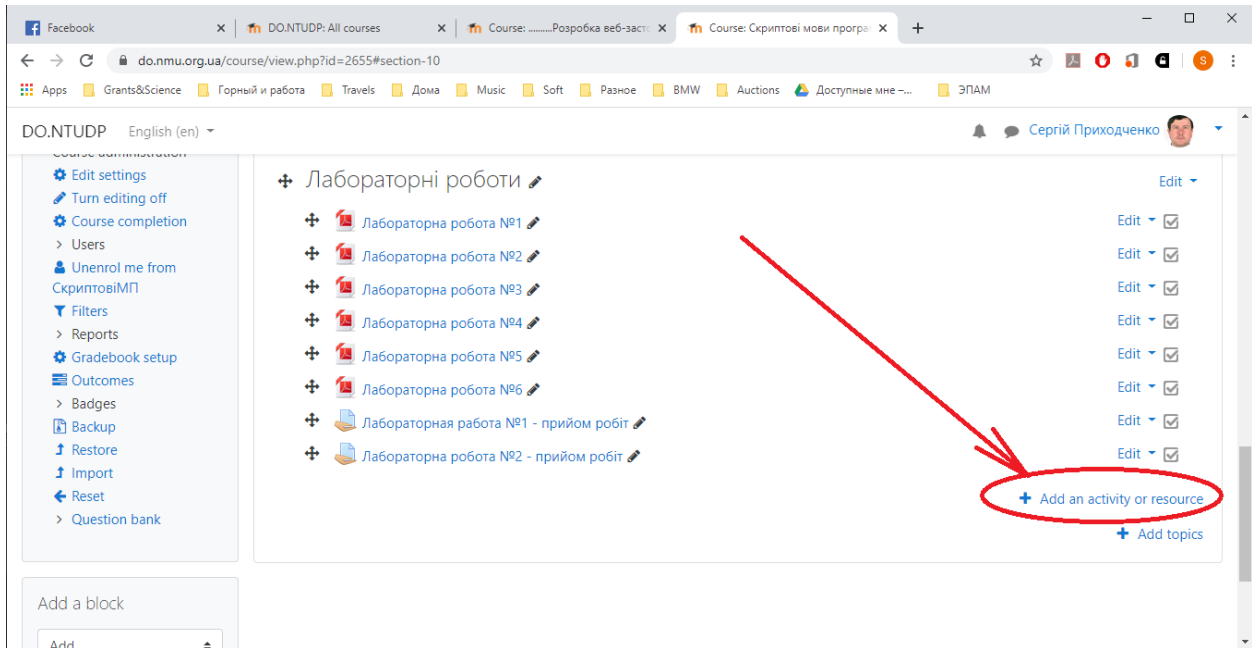
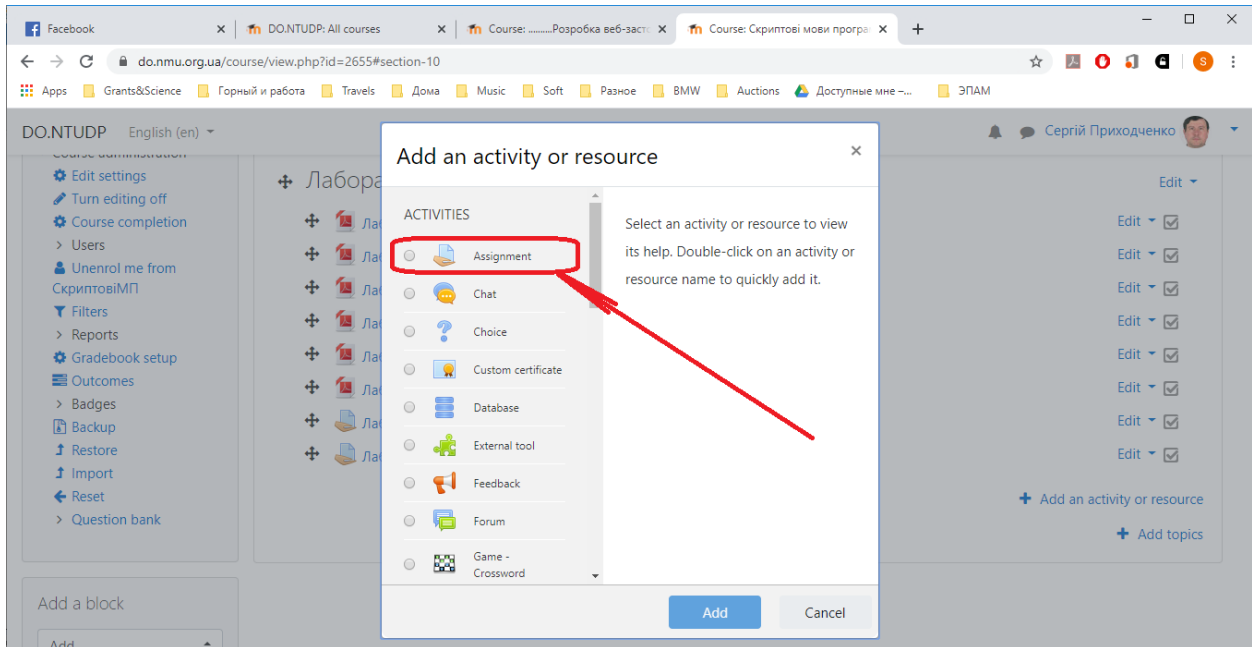


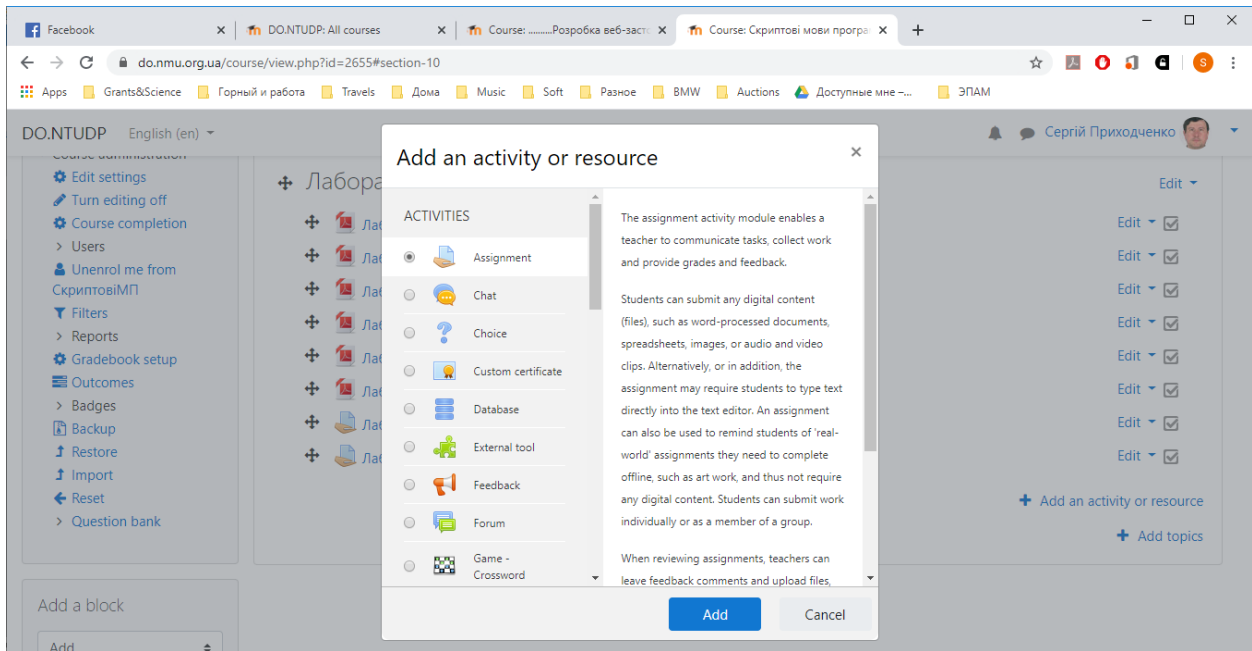
## Створення прийомнику для лабораторних робіт на платформі Дистанційної Освіти

### Додаємо нову активність

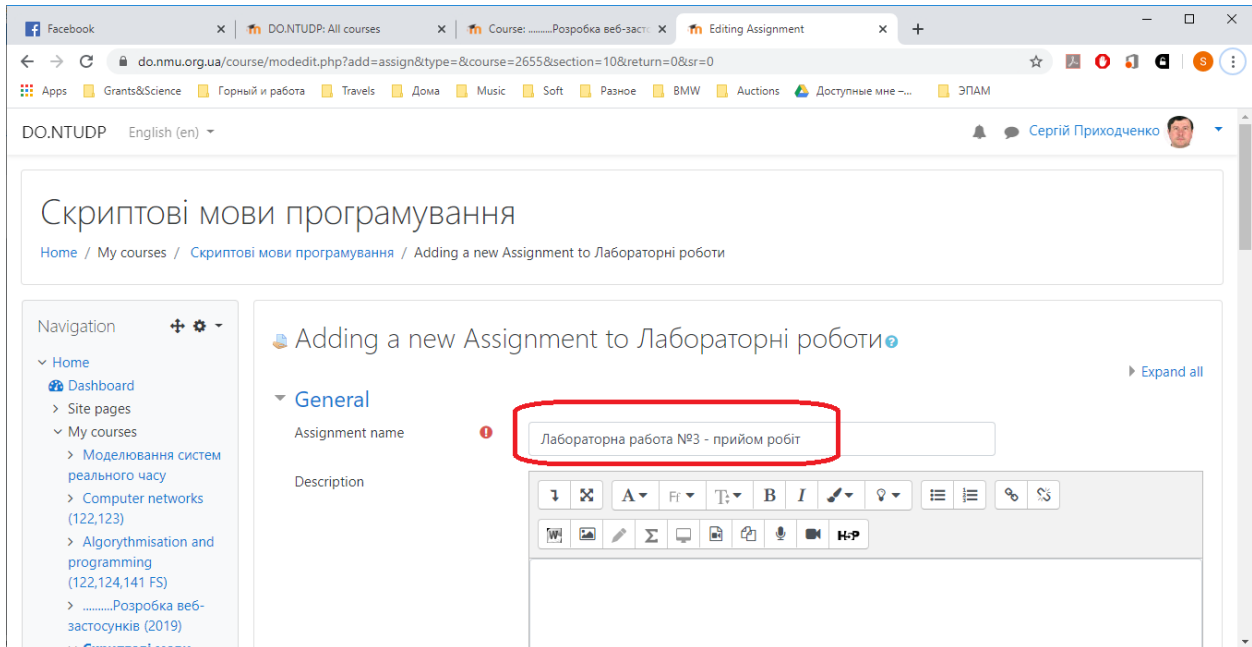


### Додаємо оціночну активність





Пишемо назву оціночної діяльності



Можемо виставити дати. Перша стрічка – старт відкриття оцінювання

Друга – срок до якого можна сдавати (може бути неактивним)

Третя – дата відсічі (для розподілу на тих хто сдав в строк, та здав взагалі.

Четверта – дата нагадування для вчителя (найпізніша)

DO.NTUDP English (en) Сергій Приходченко

You can drag and drop files here to add them.

**Availability**

Allow submissions from  30 March 2020 00:00  Enable

Due date  30 March 2020 09:38  Enable

Cut-off date  20 April 2020 09:38  Enable

Remind me to grade by  19 April 2020 00:00  Enable

Always show description

**Submission types**

Submission types  Online text  File submissions

Maximum number of uploaded files

Розмір файлу звіту. Потрібно зробити більш-менш актуальних розмірів

DO.NTUDP English (en) Сергій Приходченко

**Submission types**

Submission types  Online text  File submissions

Maximum number of uploaded files

Maximum submission size

Accepted file types   No selection

**Feedback types**

**Submission settings**

**Group submission settings**

**Notifications**

**Grade**

**Common module settings**

## Наприклад, 10 Мб

The screenshot shows the Moodle course administration interface. The 'Submission types' section is active, with 'File submissions' checked. The 'Maximum submission size' dropdown menu is open, showing a list of options: Site upload limit (512MB), 512MB, 500MB, 250MB, 100MB, 50MB, 20MB, 10MB (highlighted), 5MB, 2MB, and 1MB. The 'Maximum number of uploaded files' is set to 20. The left sidebar contains navigation options like 'Administration', 'Course administration', and 'Users'. The top navigation bar shows the user 'Сергій Приходченко'.

## Зберігаємо

The screenshot shows the Moodle course administration interface after the settings have been saved. The 'Save and return to course' button is highlighted with a red circle and a red arrow pointing to it. The 'Save and display' and 'Cancel' buttons are also visible. The left sidebar contains navigation options like 'Backup', 'Restore', 'Import', and 'Reset'. The top navigation bar shows the user 'Сергій Приходченко'. A message at the bottom of the page states: 'There are required fields in this form marked [red icon]'.

## Можна зайти в оцінювання та здати роботу

The screenshot shows a Moodle course page for 'Скриптові мови програмування'. The main content area displays the 'Grading summary' for 'Лабораторна робота №3 - прийом робіт'. The summary table is as follows:

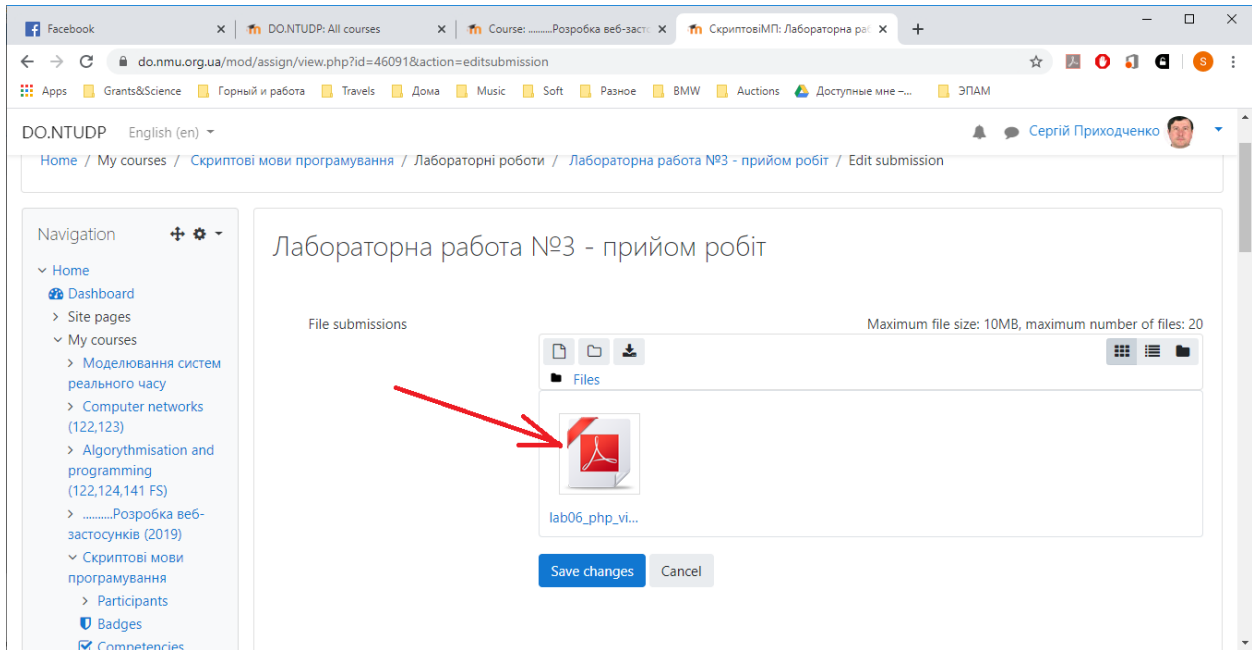
Hidden from students	No
Participants	30
Submitted	0
Needs grading	0

Red arrows point to the user profile 'Сергій Приходченко' in the top right corner and the vertical scrollbar on the right side of the page.

## Для здачі знаходимо в кінці сторінки кнопку та тиснемо її

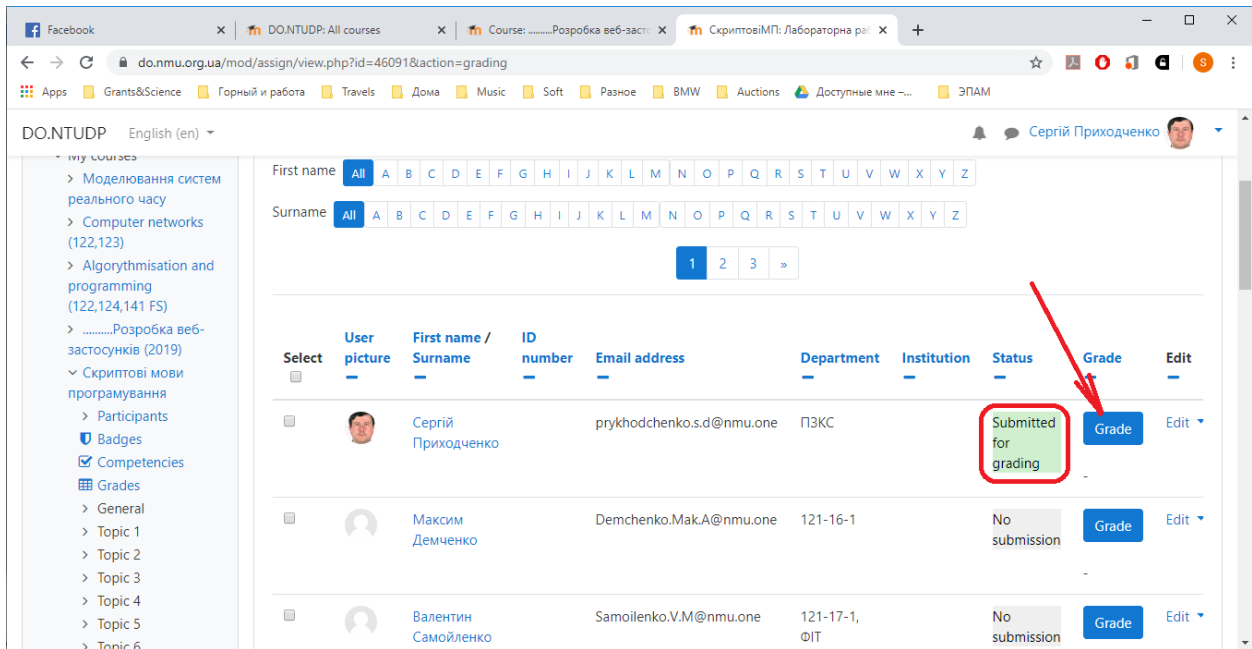
The screenshot shows the 'Submission comments' section of the Moodle course page. A red box highlights the 'Add submission' button. Below the button, the text reads: 'You have not made a submission yet.' The left sidebar shows a list of laboratory assignments, with 'Лабораторна робота №3 - прийом робіт' selected. A 'Jump to...' dropdown menu is visible at the bottom of the page.

## Грузимо файл звіту



The screenshot shows the Moodle submission page for a lab assignment. The page title is "Лабораторна робота №3 - прийом робіт". The main content area is titled "File submissions" and includes a file manager interface. A red arrow points to a file icon labeled "lab06\_php\_vi...". Below the file manager are "Save changes" and "Cancel" buttons. The left sidebar contains a navigation menu with options like "Home", "Dashboard", "Site pages", and "My courses".

## Після загрузки можемо оцінити загрузені файли



The screenshot shows the Moodle grading interface. The page title is "Лабораторна робота №3 - прийом робіт". The main content area is titled "Grading" and includes a table of submissions. A red arrow points to the "Submitted for grading" status of the first submission. The table has columns for "Select", "User picture", "First name / Surname", "ID number", "Email address", "Department", "Institution", "Status", "Grade", and "Edit".

Select	User picture	First name / Surname	ID number	Email address	Department	Institution	Status	Grade	Edit
<input type="checkbox"/>		Сергій Приходченко		prykhodchenko.s.d@nmu.one	ПЗКС		Submitted for grading	Grade	Edit
<input type="checkbox"/>		Максим Демченко		Demchenko.Mak.A@nmu.one	121-16-1		No submission	Grade	Edit
<input type="checkbox"/>		Валентин Самойленко		Samoilenko.V.M@nmu.one	121-17-1, ФІТ		No submission	Grade	Edit

Ставимо оцінку (нижче можемо дати коментар щодо змісту та т.і.)

The screenshot shows a Moodle submission page for a course titled "Скриптові мови програмування" (Scripting languages). The assignment is "Лабораторна робота №3 - прийом робіт" (Lab work №3 - receiving works). The submission is titled "lab06\_php\_visc.pdf" and was submitted on 30 March 2020, 9:45 AM. The submission status is "Submitted for grading" and "Not graded". The grade is currently set to 98, which is highlighted with a red box. A red arrow points to the "Save changes" button at the bottom of the page. The page content includes a heading "Разработка клиентского приложения на C#" and a description of the task: "Цель работы: научиться создавать нативные приложения для операционных систем, взаимодействующие с серверной частью веб-приложения".

Зберігаємо

This screenshot shows the same Moodle submission page as above, but with a "Changes saved" dialog box open in the center. The dialog box contains the text "Changes saved" and "The changes to the grade and feedback were saved", with an "Ok" button. In the background, the grade has been updated from 98 to 98.0, and the current grade in the gradebook is now 98.0 (A). The "Save changes" button at the bottom is still visible.

## Оцінку висталено та враховано (студенту прийде звіт про оцінку)

The screenshot shows a Moodle course page for grading. The browser address bar indicates the URL: `do.nmu.org.ua/mod/assign/view.php?id=46091&action=grading`. The page title is "DO.NTUDP" and the language is set to "English (en)".

At the top, there are filters for "First name" and "Surname", both set to "All". Below these are pagination controls showing "1 2 3 »".

The main content is a table of students:

Select	User picture	First name / Surname	ID number	Email address	Department	Institution	Status	Grade	Edit
<input type="checkbox"/>		Сергій Приходченко		prykhodchenko.s.d@nmu.one	ПЗКС		Submitted for grading	98.0 (A)	Edit
<input type="checkbox"/>		Максим Демченко		Demchenko.Mak.A@nmu.one	121-16-1		No submission	Grade	Edit
<input type="checkbox"/>		Валентин Самойленко		Samoilenko.V.M@nmu.one	121-17-1, ФІТ		No submission	Grade	Edit

The "Submitted for grading" status and the "Grade" button for the first student are highlighted with a red box.